

May 2022



Newsletter

HAFLINGER HORSE BITS

Gloriously Waltzing Hope

Proudly announcing the inaugural AHR Annual



a revitalized adaptation of the beloved Haflinger Horse magazine, presented as a uniquely-you, full color glossy yearbook!

Each 2022 AHR member will receive a copy in January 2023, and more than 2000 issues will be distributed nationwide, reaching countless new Haflinger enthusiasts at expos like Equine Affaire.

Don't miss your opportunity to expand your reach with this one-of-a-kind advertising publication!

Advertising Rates

ADVERTISING POSITIONS Members Save 10%!

Price per Full Color Insertion

\$575 Two-Page Ad Spread \$300 Full Page Ad

\$200 Half Page Ad \$125 Quarter Page Ad

BUNDLE AND SAVE EVEN MORE!

Member Promo #1: 2 full page ads for \$225 each (25% total savings, \$150 off)

Member Promo #2: 3 full page ads for \$200 each (33.3% total savings, \$300 off)

Member Promo #3: 4+ full page ads for \$175 each (41.7% total savings, \$500+ off)

SUBMISSION GUIDELINES

Reservation Deadline: November 1, 2022

Artwork Due: November 15, 2022

For additional details, submission requirements or design assistance, visit haflingerhorse.com, email advertising@haflingerhorse.com or call (517) 974-7247.

Learn more and secure your ad today at haflingerhorse.com/advertising



Interested in a Classification?

The AHR is looking for any interest in having a classification on Friday, August 26th, at Lake Erie College in Ohio before the Futurity.

Please contact Kathie Hanson at (218) 666-5924 and khduenorth09@gmail.com, or Erwin Slabaugh at (440) 487-7940 and clwoodworkingllc@gmail.com with possible interest by July 15th.

There is another possible classification in the works at Cameron Mills, New York, for late summer or early fall. If you would be interested in this venue please contact us.

2022 Futurity Shows

The Hitch Futurity will be held in conjunction with the Indiana State Fair on August 19th. Entry deadline is July 1st.

The Sport Futurity will be held at Lake Erie Equestrian College on August 26th and 27th. Entry deadline is August 1st.

Stay tuned for possible additional events to be held in conjunction with the Futurity Shows!

President's Message

First, I thank Missy Shanahan for her service as a Board member and President of the AHR. I look forward to serving as your new President. My goals are to make sure there is transparency and good communication between the Board and the AHR members. And I want that to be all inclusive leaving out no one due to technology or style of showing. In addition, I want to see a financially strong registry.

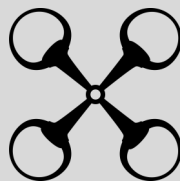
I believe there is a very bright future for the Haflinger breed. With the recent sale prices, we can see a greatly improved market. The enthusiasm generated by these sales will be long lasting.

Your Board is committed to the goals I have mentioned. There are excited committee chairs looking forward to ensuring promotion of the breed and activities that foster the American Haflinger Registry and it's members.

I look forward to working with you over this coming year to make this a great organization.

Thank you ,

Brian Mitteer





2022 AHR ENROLLMENT

Owner Name: _____ Farm Name: _____

Address: _____ Phone: _____

Horse Name and Registration #	Date Foaled	Sex M, S, G	Sire	
Weanlings (2022). Includes SIP class (sire & dam nominations were required to be Nomination Amount Per Weanling \$40				
Yearlings (2021) not enrolled as weanlings Nomination Fee Due				
Two Year Olds (2020) not enrolled as weanlings or yearlings Nomination				

2022 ENROLLMENT DEADLINE-POSTMARKED BY AUGUST 1
There will be a \$25 late fee assessed to EACH enrolled horse entered.

Include registration number for weanlings through 2 year olds (or sire and dam) on
enrollment form to Erwin Slabaugh, 15841 Chipmunk Lane, Middlefield OH 43041

THANK YOU FOR YOUR PARTICIPATION! (Please fill in stall information)

NUMBER OF HORSE STALLS NEEDED _____ X \$55 PER STALL = _____ NUMBER

FUTURITY ENT FORM



Email: _____

Dam	Sport or Hitch	Halter Division	Nomination Fee	Amount Per Horse Entry Fee	For Sale?
eligible to show at the Futurity ¹)			\$40.00	\$50.00	
		required			
		required			
		required			
		required			
		required			
			\$40.00	\$50.00	
		required			
		required			
		required			
		required			
		required			
Fee Due			\$40.00	\$50.00	
		required			
		required			

1, 2022. (Note: Hitch Enrollments due by July 1st.)

after the deadline.

TOTAL ENCLOSED _____

lam for weanlings not yet registered). Send check payable to "AHR Futurity" and H 44062. For additional information, contact us at (440) 487-7940.

ation below and write any stall requests at bottom of page.)

NUMBER OF TACK STALLS NEEDED _____ **X \$55 PER STALL =** _____ **TOTAL** _____

Bits & Pieces from AHR

Calendar Contest 2023



We want YOUR submissions for the 2023 AHR Wall Calendar!

Photos must be of an AHR registered Haflinger and submitted by a current member. If you'd like to submit your photos for possible inclusion in the 2023 AHR calendar, email your high resolution* landscape oriented (horizontal) photos to

**promotion@haflingerhorse.com
by Saturday, October 1st**

Please include the registered name(s) of the horse(s) pictured, owner name, names of all people pictured, and the photographer's name. Also include a use release with any professional photos.

***High resolution is 300 dpi or better. Photos must be at least 3300 pixels wide by at least 2550 pixels tall. For questions regarding quality, please contact us at promotion@haflingerhorse.com.**



It's Show Time!

Are you just itching to kick off the show year? Here's a list of open and breed shows across the U.S. If you've had thoughts of showing, this is the year to bring out your Haflingers! The more we attend the shows, the more impact it will have on Haflinger farm promotions and the Haflinger breed overall – AND, it will be a GREAT TIME to boot!

If you have a show you'd like listed, please send the show name, date, city, state, website and phone number of the show secretary to newsletter@haflingerhorse.com and we'll include it in the next issue. We hope to see you there!


June 19
Northampton Driving Society Show
Batavia, NY • (585) 682-4232
www.northamptondrivingsociety.org or

July 1-3
Buckeye Haflinger Show
London, OH • (740) 610-4129
www.buckeyequestrianevents.com


July 15-17
Lorenzo Driving Competition
Cazenovia, NY • (315) 420-0954
www.lorenzodriving.org

Good Reads!

With the warm sun of summer and all that it brings, not many of us get enough free moments in the day to sit down with a good book. However, like anything in life, if there's a will, there's a way. (Front porch or beach sitting with a good book always makes for a good day!) In this segment of the newsletter, we'll share some titles and tidbits about each read, just in case you find yourself with a few moments to soak up some intriguing stories. This month, we bring you, *A Bitter Wind* by author Joe McGowan. The captivating tales within this book highlight a wonderful period in time and the everyday challenges of harvesting everything from sea to land from the shores and fields of Ireland. It offers a rich legacy of lore from those who have lived before us and is especially appealing to those of Irish heritage. Chapter 10, *Caveat Emptor*, is quite relatable as well, as it describes the dealings of buyers and sellers at livestock sales...not so lost on today's auction floors!




If you have a book you think your fellow AHR members would enjoy, please let us know by emailing newsletter@haflingerhorse.com with the title, author, and synopsis. Happy reading!



Having relationship issues? Want your partner to love you, but you're just not making that connection? Want to know how to groom for a successful life together? Let Dear Haffie help!

We all know lifelong columnist, Abigail Van Buren, who responds to inquirers about a variety of personal issues. Dear Haffie is where you can find help for issues you may be having with that special Haflinger in your family. If you need help, please send your resolution request (less than 200 words) to newsletter@haflingerhorse.com and watch for a response in the next newsletter!

Aristocrat TOF—Honoring a Legacy



Aristocrat TOF

May 7, 1991—April 19, 2022

The Legacy and Legend of an Incredible, Once-in-a-lifetime Horse

When Richard J Stephenson, his daughter and farm manager Ann Stephenson, and their trainer, Jennifer Rousseau, climbed into the stallion pen at the famous Fohlenhof Hafflinger Stud Farm in Tyrol, Austria in the spring of 1993, they could not possibly have imagined the journey they were about to embark on.

There were thirty-plus yearling and two-year old stallions in the pen, in many different stages of development. The task of choosing a herd sire for Tudor Oaks Farm, one which would set the highest standard as a performance athlete and as a producing sire for the ages, seemed quite daunting. When the late yearling #2 by Afghan II was presented in hand, he looked like the baby of the pack, which he was. His pedigree on his dam's side was very strong, and the American trio had seen his mother, Rialta, and sister, Rimalda, in action under saddle and in harness, where they were flawlessly impressive. By pedigree alone the skinny colt made the first cut in the selection process. It

was arranged to evaluate him further, along with others, free-schooling in the indoor arena later that afternoon.

Once in the indoor arena, pulled out of the crowded group pen and standing next to some of the others that had made the cut, the young stallion #2 looked immature. One by one the selected stallions were turned loose to demonstrate their athleticism in a free-school. Then, the last to go, was baby #2. The handlers turned him loose. There was a collective "Ooooooh". The stallion lifted his head and shoulders and proceeded to float several feet above the ground. He was graceful, elegant, and oh-so-powerful, and the Americans could not take their eyes off him. He was a total show off – as if he had just been waiting for his moment to blow the roof, and the doors, off the arena. The deal was sealed, and plans were made to fly young stallion #2, now properly named Aristocrat TOF, to the United States to be a herd sire for Tudor Oaks Farm.

Back in the U.S., it became abundantly clear that Aristocrat did not look anything like the typical and familiar "drafty" Hafflingers which were so popular at fairs and rural competitions around the United States. In fact, several well-known breeders made comments which included the phrases "waste of money" and "never going to work". None of this mattered to the Stephensons and Tudor Oaks Farm. They were on a mission to bring the modern, Tyrolian Hafflinger to the attention of the sport horse world, and Aristocrat set to work to make that happen.

Aristocrat TOF was classically trained in dressage, jumping, and driving. He showed at United States Dressage Federation competitions and regularly won top honors against a variety of warmblood breeds. He competed at United States Equestrian Federation-sanctioned Training Jumper competitions and was always in the ribbons. He competed successfully through the lower levels of Eventing at United States Eventing Association-sanctioned competitions. He drove in harness as a single and in the lead

of the Four-in-Hand at American Driving Society competitions in the US and in Canada. Often, in those early years, Aristocrat was the only representative of the Haflinger breed at a competition, and people would marvel at his incredible, signature, metallic-gold, shimmering coat, and his snow-white mane, which made him stand out in every crowd. The inevitable question at every venue, "What is he?" was followed by, "A Half-a-what?" Aristocrat TOF paved the way for all others; today the Haflinger breed is considered mainstream in every horse sport venue and it is largely due to his influence and the commitment of the Tudor Oaks team.

On the breeding front Aristocrat TOF excelled. He earned the American National Haflinger Breed Show Grand Champion Stallion title in 1994, and then began to knock records out of the park with every passing season. His offspring compile an unparalleled list of top-selling horses, National Grand Champion Stallions and Mares, and Futurity Champions. Additionally, he was inspected and classified with 81.3 points earning the coveted "Gold" classification as a breeding stallion, and his sons and daughters have gone on to achieve and produce hundreds of Gold and Silver classifications in his lifetime. He was recognized as a Proven Elite Gold Stallion by the American Haflinger Registry based on his production record. He was all business in the breeding shed, with a total influence of over 4000 descendants currently registered worldwide. Aristocrat TOF is a name which is recognized as an International Haflinger breeding icon, everywhere in the world.

Perhaps the greatest story is that of Aristocrat's personality, charisma, and intelligence. Always the showman, he knew

when it was time to "turn it on". He also knew exactly when he needed to be gentle and careful. Mr. Stephenson loves to tell the story of Aristocrat patiently standing like a statue while a then-baby Shelby Stephenson took a short nap on his back. When Aristocrat TOF was selected as a Breyer horse and made a visit to the world-famous BreyerFest at the Kentucky Horse Park, he stood patiently for hours while hundreds of children of all ages lined up to take their pictures with him, wrapping his head around them in an embrace for the photos and never putting a foot wrong.

Aristocrat, "Ari", was an incredible horse; that once-in-a-lifetime horse that touches you and everyone around him. He lived a full and productive life that will not be forgotten, and for those of us who were lucky enough to be part of his story, well, we have been blessed by his grace. He is running green pastures now, his golden coat glittering in the sun and his snow-white mane tossing from side to side; he is home.

With tremendous appreciation to the Stephenson Family and Tudor Oaks Farm for their vision and dedication to this horse, and to the Haflinger breed.



2021 AHR Futurity Results



Left: SIP and Weanling Sport Champion A Diva of Genesis; Right: Weanling Hitch Champion Waylon MBRO

Weanling Sport Filly

- | | | Owner |
|---|---|---------------|
| 1 | A Diva of Genesis
<i>Niagara YES x Aura of Genesis</i> | John Dunkel |
| 2 | Memory Maker HOF
<i>Accolade of Genesis x Melodius HOF</i> | Robert Eicher |

Weanling Sport Colt

- | | | |
|---|--|----------------|
| 1 | Archer of RKFH
<i>Accolade of Genesis x Holly of Excellence</i> | Ron Kutz |
| 2 | Wripstick HTE
<i>Wrendition of Genesis x Andromeda of Genesis</i> | Erwin Slabaugh |

Weanling Sport Championship

- | | | |
|---|--|-------------|
| 1 | A Diva of Genesis
<i>Niagara YES x Aura of Genesis</i> | John Dunkel |
| 2 | Archer of RKFH
<i>Accolade of Genesis x Holly of Excellence</i> | Ron Kutz |

Weanling Hitch Filly

- | | | |
|---|---|--------------|
| 1 | Reba MBRO
<i>Will-tastic of LRRR x Robin PFH</i> | Brian Miller |
|---|---|--------------|

Weanling Hitch Colt

- | | | |
|---|--|---------------|
| 1 | Waylon MBRO
<i>Windjammer x Cupid 2SH</i> | Brian Miller |
| 2 | TBD
<i>Wibo x Cameo 2SH</i> | Dennis Miller |

Weanling Hitch Championship

- | | | |
|---|---|--------------|
| 1 | Waylon MBRO
<i>Windjammer x Cupid 2SH</i> | Brian Miller |
| 2 | Reba MBRO
<i>Will-tastic of LRRR x Robin PFH</i> | Brian Miller |

SIP Class Championship

- | | | |
|---|--|----------------|
| 1 | A Diva of Genesis
<i>Niagara YES x Aura of Genesis</i> | John Dunkel |
| 2 | Wripstick HTE
<i>Wrendition of Genesis x Andromeda of Genesis</i> | Erwin Slabaugh |

SIP Champion Stallion

- | | |
|---|-----------------------|
| 1 | Niagara YES |
| 2 | Wrendition of Genesis |

Yearling Sport Filly

- | | | |
|---|--|-----------------|
| 1 | Crystal Illusions HTE
<i>Arno van het Nieshof x Clairvoyance of Genesis</i> | Erwin Slabaugh |
| 2 | Raylon of Genesis
<i>Washington of Genesis x Reagan TOF</i> | Kaylynn Stanton |

Yearling Sport Colt

- | | | |
|---|---|-------------------|
| 1 | Avalon of Genesis
<i>Arno van het Nieshof x Marlena of Genesis</i> | John Dunkel |
| 2 | Aero WEF
<i>Arno van het Nieshof x Aurora HOF</i> | Charlotte Wallace |

Yearling Sport Championship

- | | | |
|---|--|----------------|
| 1 | Avalon of Genesis
<i>Arno van het Nieshof x Marlena of Genesis</i> | John Dunkel |
| 2 | Crystal Illusions HTE
<i>Arno van het Nieshof x Clairvoyance of Genesis</i> | Erwin Slabaugh |

Yearling Hitch Filly

- | | | |
|---|---|---------------|
| 1 | Casey of the Ridge
<i>Will-tastic of LRRR x Cassidy of the Ridge</i> | Steve Mangels |
| 2 | Cherish 2SH | Whitney Love |



Above Left: Two Year Old Sport Champion Ricochet of Genesis; Above Right: Two Year Old Hitch Champion Welcome Addition; Below Left: Yearling Sport Champion Avalon of Genesis; Below Right: Yearling Hitch Champion Casey of the Ridge

Yearling Hitch Colt

- 1 Will-Vegas of the Ridge Steve Mangels
Will-Majic x Quasi's Easter Lilly LTC
- 2 Wyndom of Genesis Triple Rock Ranch
Washington of Genesis x Caro CAF

Yearling Hitch Championship

- 1 Casey of the Ridge Steve Mangels
Will-tastic of LRRA x Cassidy of the Ridge
- 2 Will-Vegas of the Ridge Steve Mangels
Will-Majic x Quasi's Easter Lilly LTC

Two year old Sport Filly

- 1 Ricochet of Genesis John Dunkel
Alfa of Genesis x Rylee TOF
- 2 Nova's Pride WFHIL Kaylynn Stanton
Aproximo of Genesis x Nova NTF

Two year old Sport Championship

- 1 Ricochet of Genesis John Dunkel
Alfa of Genesis x Rylee TOF
- 2 Nova's Pride WFHIL Kaylynn Stanton
Aproximo of Genesis x Nova NTF

Two year old Hitch

- 1 Welcome Addition Glen Yoder
Windstar x Wynona of Sunshine
- 2 Contessa of the Ridge Steve Mangels
Will-tastic of LRRA x Cassidy of the Ridge

Two year old Hitch Championship

- 1 Welcome Addition Glen Yoder
Windstar x Wynona of Sunshine
- 2 Contessa of the Ridge Steve Mangels
Will-tastic of LRRA x Cassidy of the Ridge



Why to use a Halter AND a Lead Rope



When you use a halter AND a lead rope you have a secure and safe horse. The horse in the halter is captive, and because of the lead rope they can walk themselves and carry their own head yet be reminded of their manners.

Un-Training: why leading is so important

Every time you (or anyone else) leads your horse you are training it. When not led properly you are teaching the horse bad manners. Horses should be a passive follower when being led. Leading skills are the foundation of all handling and riding.

Because leading isn't considered an advanced skill or a test of sophisticated training,

Why do you have to use both?

By Erika Eckstrom
Painted Bar Stables | EquiTravels

Consistency breeds consistency. Every time you are within 10' of a horse you are either training or un-training them.

It seems to be human nature to take shortcuts. One of the most common errors that I see in barns (and that I even take part in) is leading a horse without proper restraint. There is a plethora of excuses that we can devise to justify shortcutting the halter and lead rope: "I was in a hurry;" "This horse is so good I can just lead it with a rope around the neck;" "I know this horse." And while all of this may be true, it's still a shortcut.

we often do not prioritize how we lead a horse and how a horse behaves while being led. However, leading a poorly or ill-trained horse can be one of the most stressful parts of your day, so setting yourself up for success is key. While we generally put up with less-than-perfect manners, figuring that we can live with the occasional "invasion of our space," every time we lead a horse improperly we are training the horse to lose one of their most valuable skills.

Without both halter and lead rope, you lose the ability to communicate clearly with your horse. As a result, the horse will take it upon themselves to make choices. You will find that your horse will most likely no longer walk just behind your shoulder following you, but side by side with you. This is a "promotion" in

authority whether your horse knows it or not. Over time they will potentially develop annoying habits, become pushy, learn how to get loose or even begin to downright disrespect their handler. Good manners happen when the horse is secure in knowing what is being asked of them and has practiced doing it. If they get in the routine of this (or sometimes even if they are led improperly just once) they will be worse behaved for pretty much everything you do, even if you are doing things properly in the future. Once they learn they can, you are endangering anyone else who works with them too because of these bad habits. Even if you are an experienced handler and you don't personally mind a slightly pushy horse, you never know who else will have to handle him, so creating an environment where the horse is habitually empowered to lead politely is better for all concerned. Marginal leading manners are more dangerous than you might think.

Personal Space

A big part of training horses on the ground is teaching them to respect personal space.

Harm and Memory: bonking your horse in the face

As mentioned before, while a halter offers restraint, the lead rope offers the ability for the horse to carry themselves. Many of us are prone to tossing a halter on a horse and holding onto the nose band. Beyond the obvious safety issues for the human (getting fingers stuck, dislocating shoulders, getting dragged around) there's actually a lot of harm that can be done to a horse as well. They will be more likely to develop habits of head tossing when led and even pulling back when tied because of hyper-sensitivity in their face -

and it is your mistake that trained them to do that.

If you have a halter but no lead rope, you are pulling on the horse's face. Even if you don't think you are pulling on their face, you're pulling on their face. Without the give in the rope, the horse is constantly being bumped and torqued by you when you have no lead rope.

A great example of how much we can affect the horse's head when leading is the importance of lead rope skills during lameness trot-outs. If you do a trot-out with a taught rope, you pull their head with every step and you can actually make them look lame even when they are not. So, imagine the effect without a rope and just your arm?

This torque can really upset a horse. Not just is it uncomfortable, but it can really affect behavior and biomechanics. This is because when you lead by the halter without a rope, your bumps and pushes will cause them to brace their neck to prepare for the torque. When they brace, not only do you lose the softness that we strive for in all interactions with horses, but we actually force the horse to put their body into stress positions. When a horse's head is low, below the withers and relaxed, there is actually a release of endorphins that cause the horse to become more relaxed and happier. As they brace, they will hold their head up higher, locking the muscles in their topline and stemming the flow of endorphins. Even within the moment you will notice a change in the horse's demeanor, but over time you will notice a general dislike of being led in general - even with the rope - and this stems back to the physical and mental discomfort of being jerked by the halter.

Why to use a Halter AND a Lead Rope

The Ill-Fitting Halter

Every time you put a halter on a horse, make sure it fits. We've all been there - we need to catch a horse and we already have a halter and rope near at hand so off we go. We put the halter on and it's on the last hole and it's too big, but we only need to lead the horse a couple dozen yards so we don't bother to tighten up the halter. Maybe we don't even bother to clip the throatlatch either.

If the halter is our main restraint for the horse, we just handicapped ourselves and gave our horses a reason to not listen. When a halter isn't properly adjusted, not only are you at risk of your horse slipping their halter and escaping, but we also caused discomfort for the horse.

A properly fitted halter has four main components:

1. The crownpiece should sit across the horse's poll near to the ears without touching them. Often adjusting the crownpiece will change the angles and distances of the rest of the halter.
2. The noseband should hit halfway between the horse's eyes and their nose with the hardware sitting below the cheekbones by a width of 2-3 fingers.
3. The throatlatch should rest comfortably where the neck and jowls meet and you should be able to slide 3-4 fingers under the throatlatch.
4. The cheek pieces should run parallel and below the cheekbones.

When a halter is too big or loose, the noseband will be too low which can lead to impaired breathing or slippage over the nose. The crownpiece will also have more room to move and potentially slip over the ears. If there is too much space



in the throatlatch, the horse can potentially get a hoof caught in the halter when grazing, resulting in catastrophic damage.

When a halter is too small or tight, the throatlatch will be too tight affecting how the horse can breathe and preventing them from swallowing. The cheekpieces, if too high, will rub against the facial bones of the horse and cause irritation.

All of this presents problems for a horse while being led or at liberty, but the issues are often magnified when a horse is tied with an ill-fitting halter.

Adjusting a halter is often an easy task that takes mere seconds and is an easy

solution for solving many risk and training issues.

The Loose Horse

When you walk a horse without both, you are always at risk of losing the horse. When you lead a horse it is key to have control of the horse's nose. Without a good hold you have significantly, very significantly, less control of the horse. Horses follow their nose and having the halter to provide security and the rope to provide control, greatly increases your ability to communicate with and restrain a horse.

A loose horse is a veterinary bill waiting to happen. Whether the horse is scared or naughty, running around in an uncontrolled manner opens up the opportunity for cuts, sprains, and beyond. And all of the humans chasing after them doesn't exactly help.

Furthermore, a loose horse is not just dangerous to the horse but can be dangerous to EVERYONE in the vicinity. That loose horse may interact with other horses (always!!) and potentially get other horses hurt. Or run over a human (common!!). Or break things (yep!!). Or even end up in the road and a car might hit it killing the horse and driver.

Restraining a horse properly not just reduces the chance that all of these mishaps can be avoided, it also reduces your liability. If you do everything right, and the horse still gets loose, at least you did everything right.

How to Lead a Horse

So, how do you lead a horse properly? This may seem incredibly obvious but because it is so important, it should be said.

To lead a horse properly you need a well fitted halter and a lead rope. You should always have the halter unbuckled and prepared and have the lead rope connected to the halter prior to putting it on the horse.

You should hold the horse with a loose grip in your right hand giving the horse a distance on the rope so that they can relax their head, but short enough that you can easily correct them when needed. You should not need to hold onto the rope with a death grip. If the horse requires a firm hold it is an insult to you as a leader and an insult to the horse as an intelligent. Your goal is for your horse to synchronize with you, not for you to drag it around.

The remaining rope should be folded, not coiled, in your left hand so that you do not trip on it and so that it cannot get wrapped around your wrist.

While leading, you should be about 12 degrees to the left of your horse and your horse's head should be even with your right shoulder. You want your horse to maintain this distance out of respect. They should not touch you or nudge you in any fashion.

You want your horse to be a passive follower, staying just to the side of you and keeping their mass behind you. You do not want your horse to be ahead of you or positioned with any authority. Nor do you want them directly behind you, unable to see you and potentially able to bowl over you if they spook.

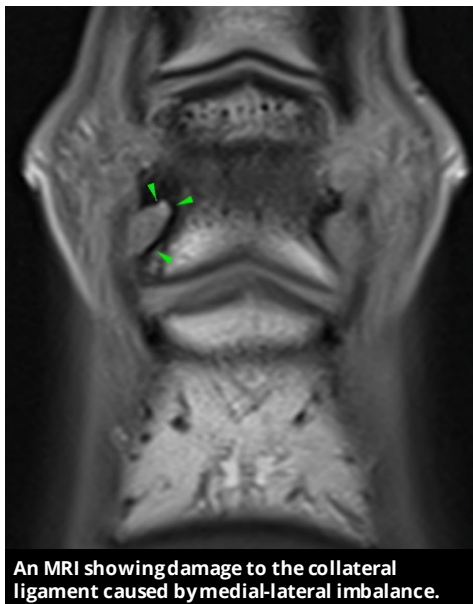
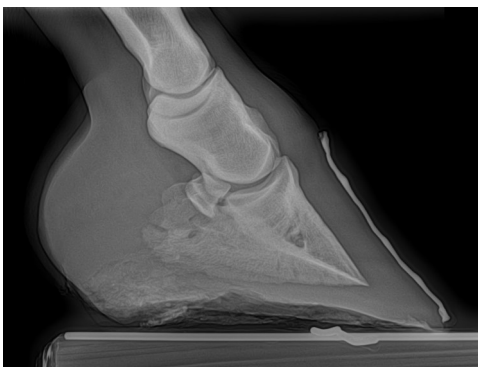
If your horse isn't able to do this, then you still have training to do. So why not use every time you lead them to their stall as a chance to train them without any extra time added to your day?

Caring for Hooves

By Ruth Schwab

How often should your horse's feet be trimmed? There are many factors in answering this question. The broad answer is anywhere from 6 to 12 weeks. Some variables include the season, nutrition, and type of terrain. Hooves grow slower in the winter than in summer. Better nutrition leads to better hoof growth. Feeding the inside of the horse has proven to be a more effective management strategy than applying hoof dressing to the outside of the hooves. Change in nutrition can show up as a ring on the hoof as the structure of the horn changes. Quality hoof supplements are readily available and may be helpful. Per research reported on by the University of Minnesota, look for supplements that contain: Biotin (20 milligrams per day), Iodine (1 milligram per day, Methionine (2500 milligrams per day), Zinc (175 to 250 milligrams per day).

Movement stimulates blood flow to the legs and feet, assuring a supply of oxygen and nutrients. The flexing and spreading caused by exercise can help the hoof maintain its correct shape and avoid conditions like contracted heels. Wild horses typically have beautiful hooves without trimming but they move an average of 20 miles per day



An MRI showing damage to the collateral ligament caused by medial-lateral imbalance.

over rough, even rocky terrain. Nature's method of keeping the hoof trim.

Keeping the hooves balanced can help align the leg which causes less strain on the bones, tendons, and ligaments. It also helps your equine partner move fluidly and more correctly with less chance of injury.

An ideal hoof has an angle that matches the pastern angle. Correct alignment of the hoof wall indicates proper alignment of the internal structure of the coffin bone. The toe is not too long and is squared, rounded, or rolled allowing for easy break over. The hoof should land heel first. Medial-lateral balance allows the hoof to land evenly from side to side as the horse walks.

How about hoof dressing?

A study at the University of Edinburgh examined the passage of moisture into and out of the hoof capsule. In the

samples from hooves in good condition, moisture penetrated less than a millimeter into any tissue. Samples from hooves in poor condition allowed much more penetration of moisture into and throughout the inner tissues of the hoof. Healthy hooves have a natural moisture barrier, and products claiming to moisturize the hoof have little value for hooves in good condition. In fact, the ingredients in some hoof dressings can actually be harmful, causing excessive drying of the outer hoof layers, leading to cracks. The hoof is designed to maintain an optimum moisture level and can be harmed by products that cause the outer horn layer to become too dry or too soft.

We all know that prolonged exposure to manure causes degradation of horn so clean those stalls and paddocks regularly.

Even with meticulous care, our horses can develop an occasional case of thrush. One farrier that I trained with recommended soaking thrushy hooves in a water/Lysol solution. Mix it just like you would to mop the floor – one part Lysol to 10 parts water. Soak the hooves for 20 minutes per day. (Use the yellow Lysol, not the orange.) Lysol can kill bacteria without damaging the live tissue of the hoof. And we all know from two plus years of washing our hands every ten minutes - soap is drying. So why not try it to dry up thrush?

We've all heard the old adage "no hoof, no horse" so let's make sure to keep those hooves healthy.

Limit Lysol treatment to five days. Always consult your veterinarian for tough thrush cases.

Big Dee's is a proud sponsor of American Haflinger Registry

Use Code: **AFR1**

in the **Order Notes** section when completing your online order.

You can also mention the code when placing an order over the phone or at their retail location.

Big Dee's will then give **5% of your order total back to the American Haflinger Registry!**

Some exclusions apply.

Shop now at www.bigdweb.com!



9440 St. Rt. 14 Streetsboro, OH 44241
www.bigdweb.com | 800-321-2142
M-F 9:30-6:30 | Sat 9:30-5

Follow us on:    

WELCOME TO THE
HAFLINGER EXPO

JUNE 4, 2022 - SCHEDULE OF EVENTS

9:30 **ROCKY LANE FARM PRESENTATION**

10:30 **CART CLASS SEMINAR**

11:30 **FUN AUCTION** to support Expo

*Already donated items include a stud fee to
Alfa of Genesis, Aproximo of Genesis, and Will Magic.
More donated items are welcomed.*

12:30 **CLASSIFICATION SEMINAR** by John Dunkel

1:30 **HALTER CLASS SEMINAR** Draft & Pleasure

*Followed by driving of six horse hitch and field
demos & driving more horses as time allows*

* Times may vary

Come join us for a day of fun and educational day!

Lunch will be available. Free ice cream all day • Pony rides for the kids

For more information contact

Stephen Yoder
260-463-3223
or **Phillip Chupp**
1-217-543-2904

Event will be held at

Rocky Lane Farm
Stephen & Saraetta Yoder
2045 W 050 N
LaGrange IN, 46761



Sponsored by
AHR & IHHA



2022 Officers

Committee Chairs

Inspection & Classification

Kathie Hanson & Erwin Slabaugh

Futurity

Erwin Slabaugh

Judges

John Dunkel

Membership

Brian Mitteer

National Show

Tara Williamson

Pedigree

Kathie Hanson & Glenn Yoder

Points/Awards

Tara Williamson

Promotions

Robert Eicher & Anne-Laure Boyd

Publications

Robert Eicher

Board Members

Directors At-Large

Robert Eicher - *Clerk*

(419) 566-7930

rebldrs@gmail.com

Chuck Hendershot - *1st Vice President*

(703) 915-9006

chuck@hendershotinvestments.com

Doug Hoskins

(606) 248-1245

doughoskins48@icloud.com

Joey Lysinger

(816) 405-4218

lysingerfarms@gmail.com

Erwin Slabaugh

(440) 487-7940

clwoodworkingllc@gmail.com

Glenn Yoder - *2nd Vice President*

(574) 646-3225

glennyoder@upwardprint.com

Regional Directors

Eastern

Brian Mitteer - *President*

(607) 423-4616

showmehaf@gmail.com

Central

Kathie Hanson

(218) 666-5924

khduenorth09@gmail.com

East Central

Tara Williamson - *Treasurer*

(740) 398-8867

tara@dreamsonhorseback.org

Western

Anne-Laure Boyd

(916) 225-5375

annelaureboyd@gmail.com



AMERICAN DRIVING SOCIETY
Come Drive with Us!

ADS MEMBERS RECEIVE ...

- The Whip magazine
- The Wheelhorse e-newsletter
- Grant opportunities
- Members only website section
- Online driver education
- and much more ...

Partnering with AHR since 2010

www.americandrivingsociety.org



American Haflinger Registry
PO Box 124
Fredericktown, OH 43019

Summer's Coming!

with the
American Haflinger Registry